


15 minutes



Acuris™ Conometric concept

Retention
redefined

Time-saving has never been easier



Click, and you're done

Acuris is a game-changer in fixed retention. Instead of cement or screws, it uses friction retention. This saves time, simplifies the procedure and all it takes to secure the final crown is a single click using our unique and newly-designed Fixation Tool.

With Acuris, placing the final crown takes seconds rather than minutes. There is less risk of failure or biological complications too. Published studies have reported on a correlation between excess cement and peri-implantitis¹. That risk is diminished with Acuris as there is no residual cement to remove.

Another advantage is that you never lose a screw. And, with no screw access holes to fill, esthetics can be improved too. Finally, Acuris is a fixed retention, but can be retrieved for extra-oral cleaning or maintenance by the dentist.

What is even more spectacular: to enjoy all these advantages, you only need to click once to place the crown with our unique and newly designed Fixation Tool.

¹ Wilson TG, Jr. The positive relationship between excess cement and peri-implant disease: a prospective clinical endoscopic study. *J Periodontol* 2009;80(9):1388-92.

Linkevicius T, Puisys A, Vindasiute E, Linkeviciene L, Apse P. Does residual cement around implant-supported restorations cause peri-implant disease? A retrospective case analysis. *Clin Oral Implants Res* 2013;24(11):1179-84.



Too good to be true? No, it is better.

The main difference between Acuris and other solutions is that the final crown is cemented onto the final cap extra-orally and then attached intra-orally to the abutment to provide a conometric friction retention. The final cap is indexed to match the corresponding index on the top of the abutment. This allows for correct seating and orientation of the crown, and avoids rotation.

Does this really secure the restoration? Yes, it does. We have thoroughly tested the retention of the conometric connection over time under cyclic loading. The results are clear. All tested samples maintain their stability over time under cyclic loading².

The conclusion is that Acuris is an easy-to-use and time-saving alternative to screw and cement retention. It also helps to maintain a healthy tissue support around the implant pillar. In short, it is an innovation that is making the difference—which is what Dentsply Sirona Implants is all about.

From start to finish

With Acuris, the implant treatment is just like any other, apart from the final restoration. That is when it all becomes easier, quicker—and still delivers the final result that dentists and patients demand and deserve. The Acuris assortment includes abutments with different angulations for all implant systems from Dentsply Sirona Implants³ and a full set of caps and instruments. This makes Acuris suitable for single crowns in all positions.

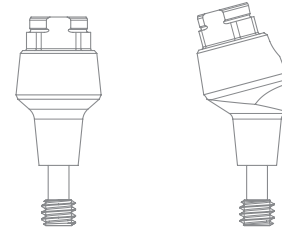
² Halldin A, Frotscher M, Tebbel F. Conometric retention and dynamic loading over time. Clin Oral Implants Res 2018;29(S17).

Tebbel F, Johnsson S, Halldin A. Removal force of conometric caps and abutments. Clin Oral Implants Res 2018;29(S17).

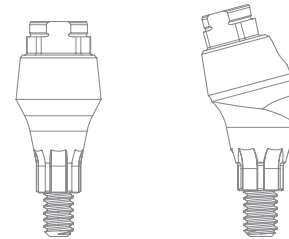
Tebbel F, Johnsson S, Halldin A. Removal force of conometric caps and abutments subjected to dynamic loading. Clin Oral Implants Res 2018;29(S17).

³ Acuris is available for all Dentsply Sirona's implant systems: Ankylos, Astra Tech Implant System and Xive.

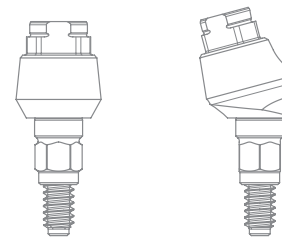
Abutments—Straight and Angulated



Ankylos®



Astra Tech Implant System®



Xive®

Caps



Impression cap



Temporization cap



Final cap

Good news for dentists

(and for labs and patients too)

Among the many benefits of Acuris—including reduced risk of complications and easier maintenance—the two that really stand out are time-saving and ease-of-use.



Everyone saves time

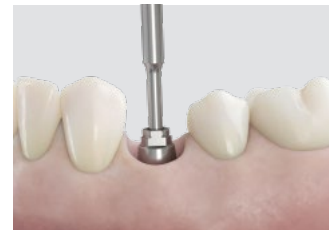
Delivering the final restoration takes seconds rather than 10-15 minutes⁴. This is convenient for patients as it means less chair-time. For dentists, it streamlines the process and frees time to accept more patients or perform other procedures. Lab technicians are helped by the fact that the final cap has a pre-defined margin, and there is no need to create a screw access hole. This creates a more efficient and cost-effective workflow.



An easier procedure

Without cement or screws, the restoration procedure is easier with less risk of complications. This promotes more predictable end-results. There is also a good possibility to improve esthetics as there are no screw access holes to cover. All-in-all, dentists can feel more confident about performing the procedure.

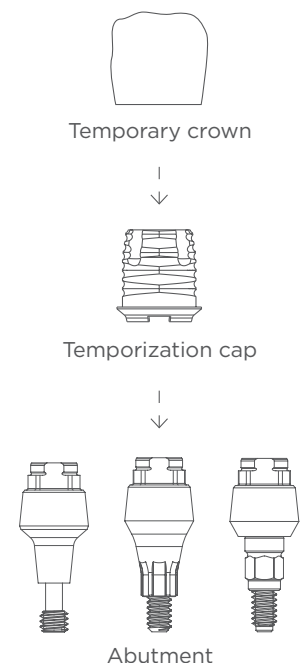
⁴ The estimated time to make the final restoration is based on studies and interviews. The actual time required depends on the individual case and the experience of the dentist.



Workflow >>

Visit 1 - Chair-time

Placing abutment into implant.
Placing the temporization cap or healing cap on the abutment.
Creating the temporary crown on the temporization cap chair-side.





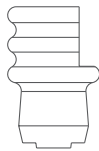
>>

Visit 2 - Chair-time

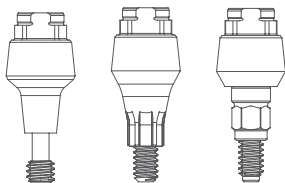
Placing impression cap on the abutment. Taking impression on abutment level. Re-attaching temporary crown or healing cap on abutment.



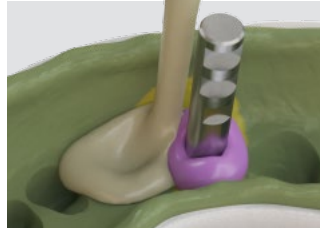
Impression cap (from below)



Impression cap

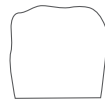


Abutment

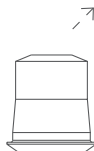


Lab-time

Building model with analog. Building final crown on lab cap. Removing lab cap from final crown and cementing final cap into final crown.



Final crown



Lab cap



Final cap



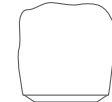
Analog



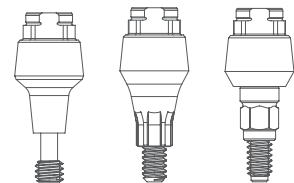
>>

Visit 3 - Chair-time

Removing temporary crown or healing cap from abutment. Placing final crown on the abutment.



Final crown



Abutment

It takes teamwork to perfect an innovation

The conometric concept was invented by Dr. Marco Degidi, one of the world's most acknowledged implantologists. The conometric concept has been evaluated by Dr. Degidi in a number of clinical studies with excellent clinical results up to five years⁵. He and a select R&D team from Dentsply Sirona Implants have then worked closely together to evolve the original invention into Acuris. The original innovation has been refined, changed, improved and updated to meet the rigid quality requirements of Dentsply Sirona Implants.

As part of the development, Acuris has been thoroughly tested⁶. The results indicate that it makes restorations more streamlined, more repeatable and helps clinicians achieving predictable, high-quality results.

Dr. Degidi is not surprised that Acuris has passed the extensive tests and is now ready for launch. In his mind, there is only one outcome when someone tries the concept out: he or she will become "conometric-addicted" and will never go back to cement or screw retention.

5 Degidi M, Nardi D, Piattelli A. The conometric concept: Coupling connection for immediately loaded titanium-reinforced provisional fixed partial dentures-a case series. *Int J Periodontics Restorative Dent* 2016;36(3):347-54.

Degidi M, Nardi D, Sighinolfi G, Piattelli A. The Conometric Concept: Definitive Fixed Lithium Disilicate Restorations Supported by Conical Abutments. *J Prosthodont* 2018;27(7):605-10.

Degidi M, Nardi D, Gianluca S, Piattelli A. The Conometric Concept: A 5-Year Follow-up of Fixed Partial Monolithic Zirconia Restorations Supported by Cone-in-Cone Abutments. *Int J Periodontics Restorative Dent* 2018;38(3):363-71.

6 Halldin A, Frotscher M, Tebbel F. Conometric retention and dynamic loading over time. *Clin Oral Implants Res* 2018;29(S17).

Tebbel F, Johnsson S, Halldin A. Removal force of conometric caps and abutments. *Clin Oral Implants Res* 2018;29(S17).

Tebbel F, Johnsson S, Halldin A. Removal force of conometric caps and abutments subjected to dynamic loading. *Clin Oral Implants Res* 2018;29(S17).



Case Study – Dr. Marco Degidi



Acuris abutments placed in position 24 and 26.



Placing temporization cap in position 26 with Temporization Cap Insertion Tool.



Cementation of crowns on analogs.



Final crowns position 24 and 26 placed



“Once you’ve tried the conometric concept, the first impression can only be—wow.”

Dr. Marco Degidi

A handwritten signature in black ink, appearing to read 'Marco Degidi'.

About Dentsply Sirona Implants

Dentsply Sirona Implants offers comprehensive solutions for all phases of implant therapy, including Ankylos®, Astra Tech Implant System® and Xive® implant lines, digital technologies, such as Atlantis® patient-specific solutions and Simplant® guided surgery, Symbios® regenerative solutions, and professional and business development programs, such as STEPPS™. Dentsply Sirona Implants creates value for dental professionals and allows for predictable and lasting implant treatment outcomes, resulting in enhanced quality of life for patients.

About Dentsply Sirona

Dentsply Sirona is the world's largest manufacturer of professional dental products and technologies, with a 130-year history of innovation and service to the dental industry and patients worldwide. Dentsply Sirona develops, manufactures, and markets a comprehensive solutions offering including dental and oral health products as well as other consumable medical devices under a strong portfolio of world class brands. As The Dental Solutions Company™, Dentsply Sirona's products provide innovative, high-quality and effective solutions to advance patient care and deliver better, safer and faster dentistry. Dentsply Sirona's global headquarters is located in York, Pennsylvania, and the international headquarters is based in Salzburg, Austria. The company's shares are listed in the United States on NASDAQ under the symbol XRAY.

Visit www.dentsplysirona.com for more information about Dentsply Sirona and its products.